



DRINK POUCH ORNAMENT



DRINK POUCH ORNAMENT

This ornament will be the star of your holiday décor

MATERIALS

- drink pouch
- clear shiny tape
- thin ribbon or string

TOOLS

- scissors
- ruler



START!

STEP 1 Cut the top, bottom and sides off of your drink pouch so you have two panels that measure about 4 ½" x 3 ½". Clean the inside with soap and water.



STEP 2

On the panel with the straw-hole, measure and cut a ½" wide strip that is the length of the panel, with the straw-hole in the center. Then measure and cut five more pieces from this panel. From the other panel measure and cut six strips that are a ½" wide. You will now have 12 pieces that are ½" wide.



STEP 3

Start with the six pieces. Take the piece with the straw-hole and place it on a flat surface with the hole at the top. Take a second piece and center it on top of the first piece creating a "+" with the two pieces.



DESIGN TIP:

Use a piece of tape to hold together your + shape!

STEP 4

Place two strips and place on either side of the straw-hole strip, overlapping the perpendicular strip. Then weave two strips into place on either side of the perpendicular strip.



STEP 5

Tighten all of the woven pieces and make sure the weaving is centered. Flip the pieces over and place a piece of tape on the center woven part securing them in place.




STEP 6

Take two corner strips and bend them towards each other forming a loop. Take a small piece of clear tape to connect the two pieces. Repeat this loop for the three other corners. You will have a four-cornered looped star with four straight pieces coming out of the center.




STEP 7

Set this star aside, and repeat this same shape with the other 6 pieces.



STEP 8

When the two stars are completed, place them back to back, and insert the straight pieces from one star into the loops of the other star. Repeat on the other side.




STEP 9

Position the straw-hole piece at the top and insert a piece of ribbon or string to hang your ornament. You're ready to adorn your holidays in upcycled décor!

Sign up for the TerraCycle Brigades at www.terracycle.com

Frosted Flakes, Tootie Fruities and Berry Colossal Crunch are trademarks of Malt-O-Meal Company and are used under license © 2012. TerraCycle®, the TerraCycle Logo®, and Brigade® are all Trademarks of TerraCycle Inc. used under license, www.terracycle.com, Toll-free 866-967-6766.



**THIS ORNAMENT WILL BE THE STAR OF
YOUR HOLIDAY DECOR!**